



NOAA
FISHERIES

Management & Budget Update

Council Coordination Committee Meeting

Paul Doremus, Ph.D.
Deputy Assistant Administrator for Operations

October 19, 2021

Federal Budget Timeline

We are **here** in the process

Calendar Year 2020												CY 2021												CY 2022											
Jan	Feb	Mar	Apr	May	Jun	Jul	Aug	Sept	Oct	Nov	Dec	Jan	Feb	Mar	Apr	May	Jun	Jul	Aug	Sept	Oct	Nov	Dec	Jan	Feb	Mar	Apr	May	Jun	Jul	Aug	Sept	Oct	Nov	Dec



Assistance for Fisheries Participants Affected by COVID-19

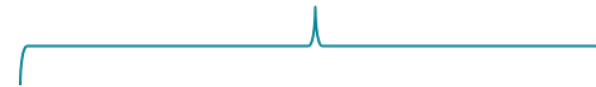
The Coronavirus Aid, Relief, and Economic Security (CARES) Act, 2020

\$300M

Coronavirus Response and Relief Supplemental Appropriations Act, 2021



\$300M



\$255M



\$30M



\$15M

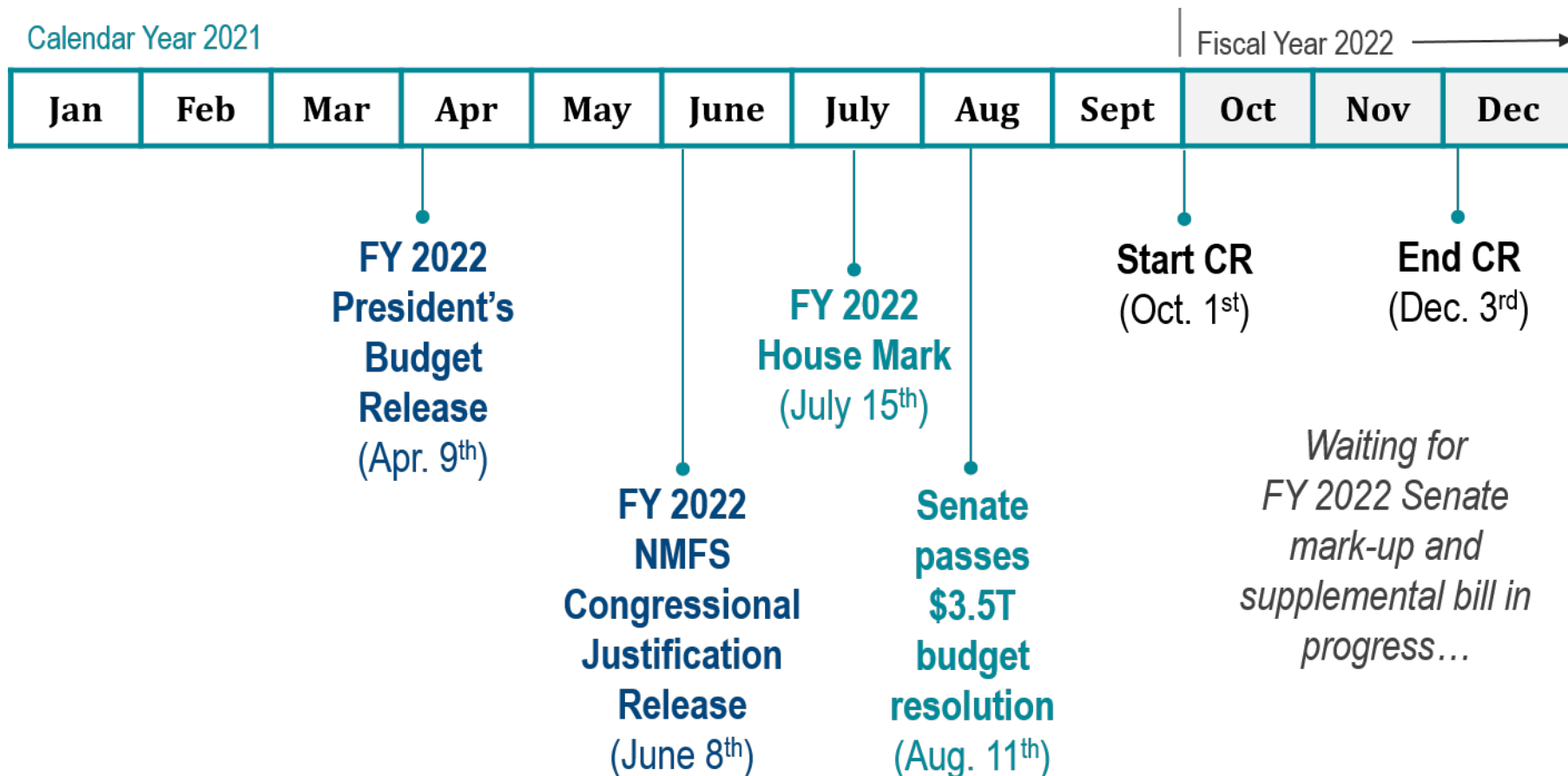
States & territories with coastal and marine fishery participants

Tribal fishery participants in coastal & Great Lakes states

Great Lakes states



FY 2022 Budget Schedule




NOAA's FY 2022 Blue Book and full Congressional Justification are available at:

[https://www.noaa.gov/
organization/budget-finance-
performance/budget-and-reports](https://www.noaa.gov/organization/budget-finance-performance/budget-and-reports)



NOAA BLUE BOOK FY2022



Highlighted Priorities

- Blue Economy (Build Back Better)
 - Economic challenge of COVID-19
 - Seafood resilience and competitiveness
- Science
 - Ecosystem science to support fishery management
 - Uncrewed systems, 'Omics, artificial intelligence, machine learning
 - Partnerships with industry
- Climate Change
 - Effects on fisheries and protected species
- Offshore Wind Energy
 - Wind energy siting
 - Essential Fish Habitat
- Social and Environmental Justice
- Equitable distribution of environmental costs and benefits
- Equitable representation of underserved communities

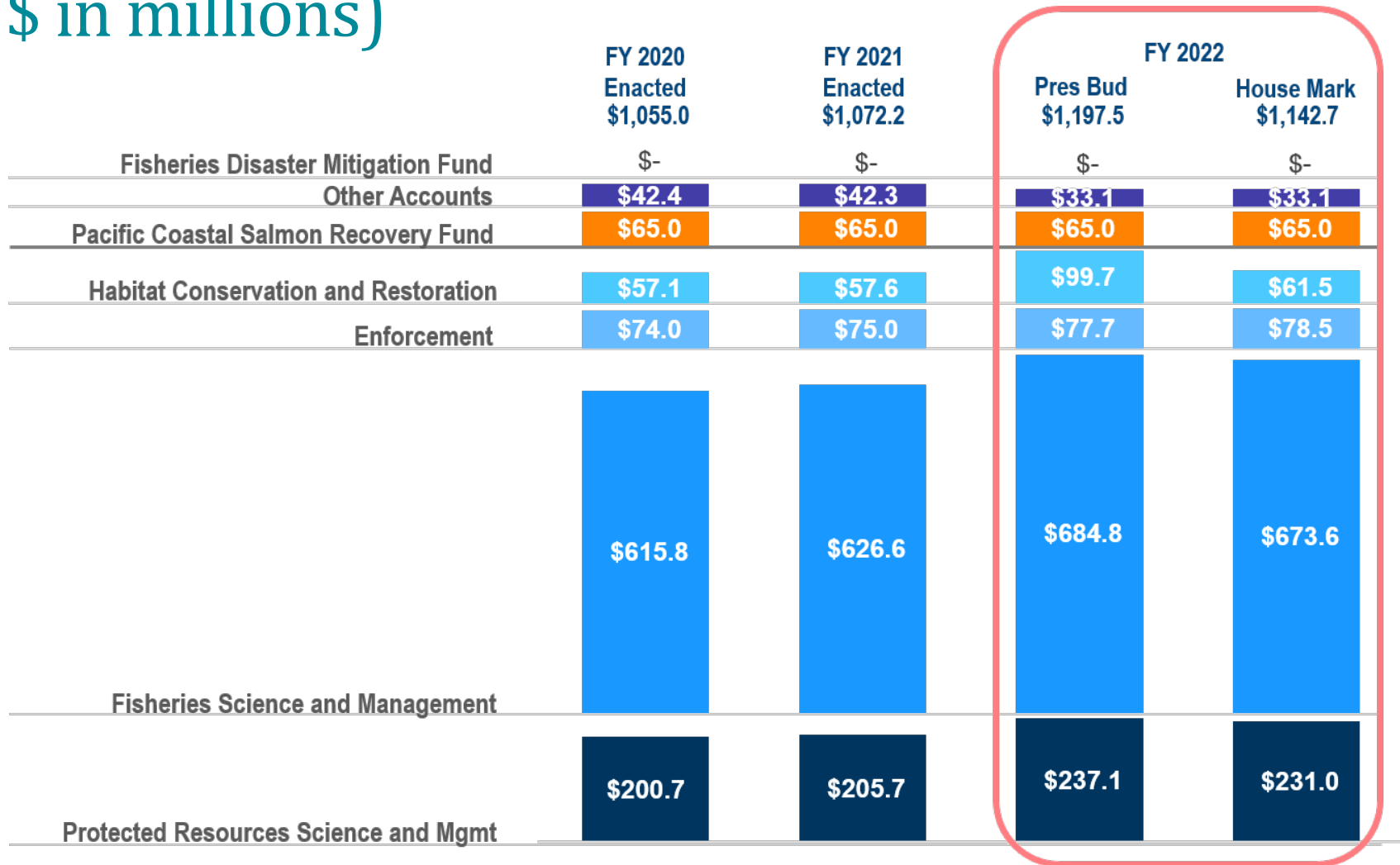


FY 2022 President's Budget & House Mark

FY 2022	Pres Bud Request	House Mark
Discretionary Accounts (ORF)	\$1.1B	\$1.04B
Total Increase from FY21 Enacted (ORF)	+\$134.5M	+\$79.7M
Programmatic Increases Requested (Pres Bud) / Funded (House Mark)	+\$104.1M	+\$67.8M



NOAA Fisheries Budget Snapshot (total budget, \$ in millions)



FY 2022 Pres. Budget & House Mark Highlights

Investment Areas (\$ in millions)	PB Requested +/-	House Mark +/-
Restoration and resilience	\$50.0	\$2.3
Species Recovery Grants	\$10.0	\$0.5
Large Scale Habitat Restoration to Build Climate Resilience	\$40.0	\$1.8
Climate research	\$30.0	\$29.8
Climate-Informed Fisheries Assessments and Management Strategies for Changing Oceans	\$10.0	\$10.0
Advancing Fisheries Survey Capacity for Commercially and Recreationally Valuable Species:	\$10.0	\$9.8
Climate Vulnerable Species under ESA and MMPA	\$10.0	\$10.0
Offshore wind	\$20.4	\$20.4
Environmental justice and equity	\$7.0	\$0
Advancing and Improving Territorial Fisheries Science and Management	\$3.0	\$0
Community Social Vulnerability Indicators (CSVI) Toolbox	\$1.0	\$0
Education and Outreach for Diverse Participation in Regulatory and Science Process	\$2.0	\$0
Workforce Training to Support the Seafood Industry	\$1.0	\$0
Enterprise Infrastructure Solutions	\$0.2	\$0
Northeast Multispecies Fishery At Sea Monitors	(\$3.4)	rejected

Additional FY22 House Mark Highlights

Activity funded	Increase above FY21 enacted
Foreign Fisheries to implement the Fish and Fish Product Import Provisions of MMPA	+\$1.0M
Prescott Grants	+\$1.0M
North Atlantic Right Whale research and monitoring	+\$3.5M
Southern Resident Killer Whale research and monitoring	+\$0.4M
Species Recovery Grants	+\$0.5M
Rebuilding Pacific bluefin tuna	+\$2.0M
Pacific Salmon	+\$3.5M
Pacific Salmon Treaty	+\$2.0M
Mitchell Act Hatcheries	+\$2.0M
Regional Councils & Fisheries Commissions	+\$1.5M
Address IUU fishing, among other enforcement priorities	+\$3.5M
Habitat Conservation and Restoration	+\$4.0M

NOAA Community Project Funding (\$29.0M)

FY 2022 House Mark:

- Members could request funding for projects in their communities.
- Grand total no more than 1% discretionary spending
- FY 2022 funds only
- No for-profit recipients
- NMFS: \$4.2M



NMFS Community Project Funding (\$4.2M)

Title	Recipient	FY22 House Mark (\$K)
Social and Ecological Resilience Projects for NJ Coasts and Oceans	NOAA's James J. Howard Marine Sciences Laboratory at Sandy Hook	\$480
Planning for the Future of Maine's Lobster Fishery and Right Whale Protections	Northeast Fisheries Science Center	\$200
Targeted Acoustic Startle Technology (TAST) at the Ballard Locks	Oceans Initiative	\$322
Whale Entanglement Risk Reduction Research	Oregon Dept. of Fish and Wildlife	\$100
Habitat-friendly shoreline structures	San Diego Unified Port District	\$1,000
Emergency Marine Mammal Field Response, Research, and Rehabilitation	The Marine Mammal Center	\$500
Salmon and People: Engaging Diverse Communities in Stewardship of Wild Salmon in Cook Inlet	University of Alaska Anchorage	\$750
Columbia River Pinniped Removal	Washington Dept. of Fish and Wildlife	\$892



Regional Councils and Fisheries Commissions Funding – Detail

PPA/Detail funding (\$ in thousands)*	FY 2020 Enacted	FY 2021		FY 2022		Change FY22 Mark vs FY21 Enacted
		Enacted	Spend Plan	Pres Bud	House Mark	
Regional Councils and Fisheries Commissions	\$40,247	\$41,500	\$40,954	\$42,902	\$43,000	+\$1,500
<i>Regional Councils</i>	\$27,921	\$28,860	\$28,480	\$29,831	TBD, +\$98 from Request	TBD
<i>International Fisheries Commissions</i>	\$542	\$542	\$535	\$565		
<i>Interstate Fish Commissions – 3 Commissions</i>	\$3,483	\$3,600	\$3,553	\$3,721		
<i>Interstate Fish Commissions – Atlantic Cooperative Management</i>	\$8,301	\$8,498	\$8,386	\$8,785		

*Funding represents enacted levels, not final grants amount to councils and commissions.




FY 2022 Council Funding Status



1st quarter release:

In your hands by early December

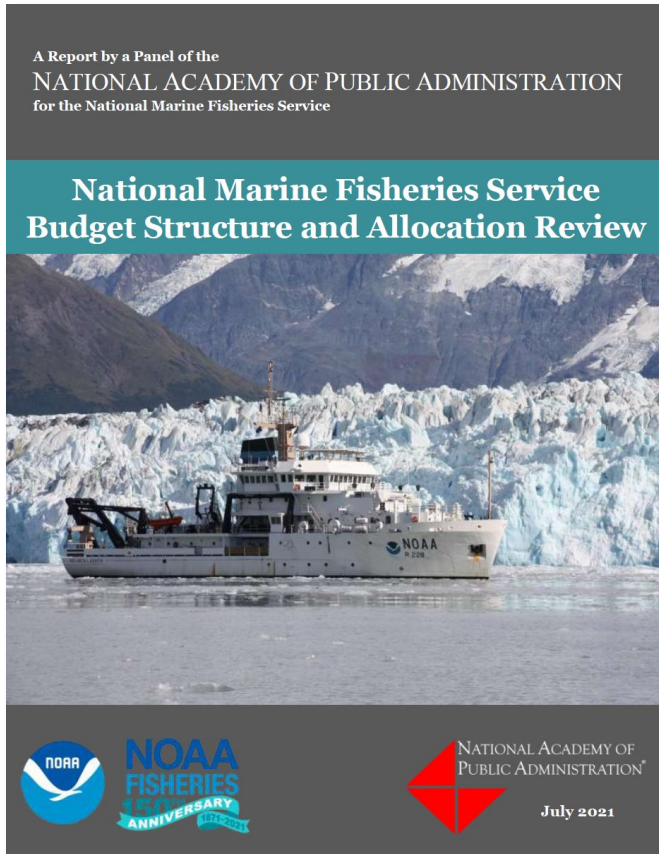


Remainder:

Anticipating end of March, latest*

**Assuming appropriations and apportionment completed at least 30 days prior*

NAPA Report Recommendations



Strategic
Planning

Program
Management

Functional
Planning

Facilities

Communications

Account
Structure

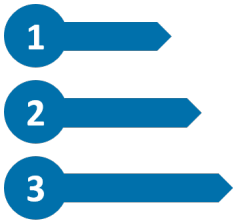
<https://s3.us-west-2.amazonaws.com/napa-2021/NAPA-Final-Report-for-NOAA-Fisheries.pdf>



Future Outlook



Executing FY 2022



Planning FY2023 within the new administration's priorities



Operating in a safer workplace environment



Questions?



NOAA
FISHERIES

Background

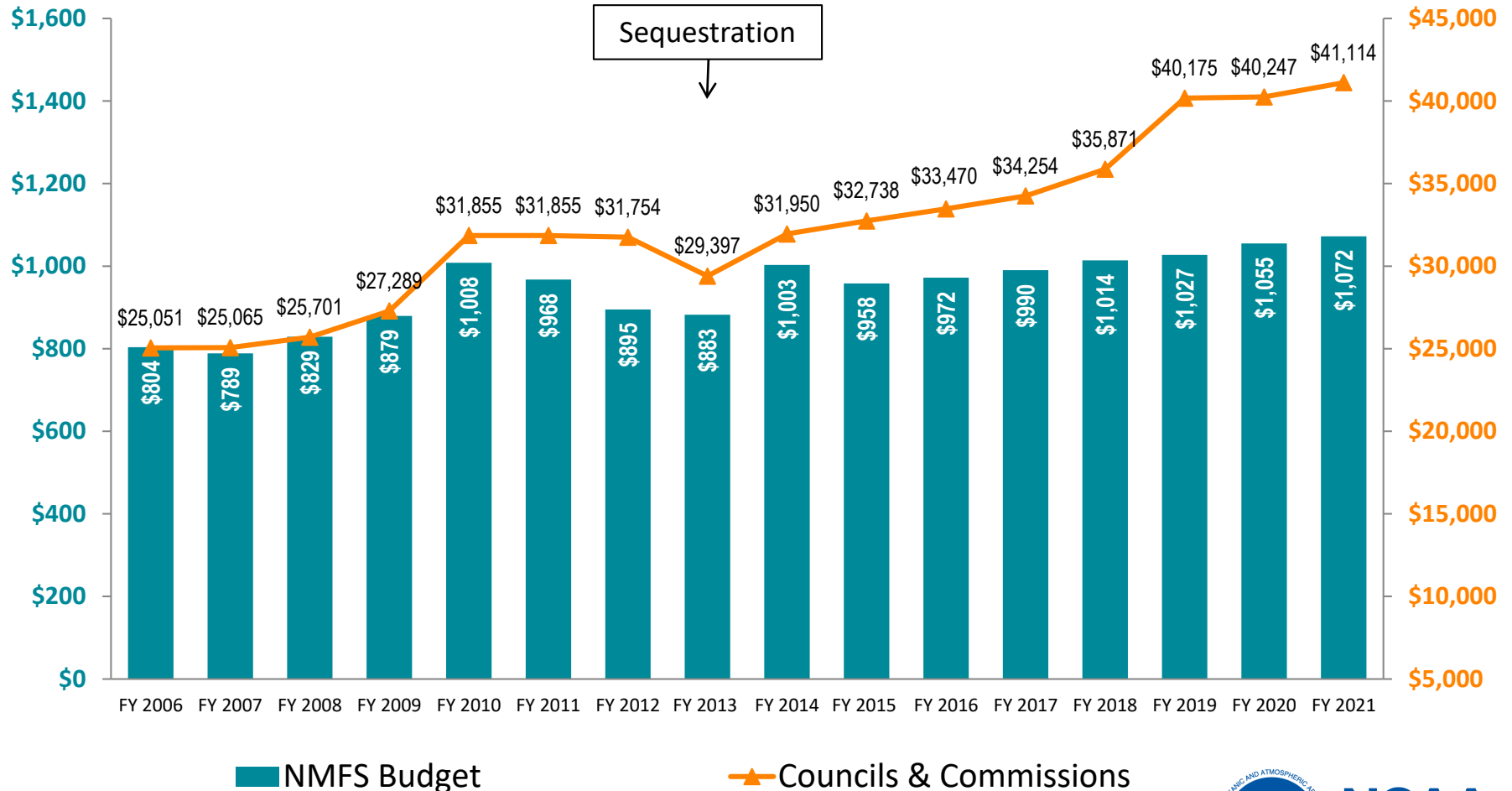


NOAA
FISHERIES

Historical Budget Trends of NMFS and Councils/Commissions

NMFS
(\$ millions)

Councils & Commissions
(\$ thousands)



FY 2021 Council Funding

NMFS Funding Source (\$ in Thousands)	FY 2020 Spend Plan	FY 2021 Spend Plan	New England	Mid- Atlantic	South Atlantic	Gulf of Mexico	Caribbean	North Pacific	Pacific	Western Pacific
Regional Councils & Fisheries Commissions PPA: <i>Regional Councils only</i>	\$26,717	\$27,233	\$3,953	\$3,427	\$2,901	\$3,494	\$1,848	\$4,223	\$4,210	\$3,177
Fisheries Management Programs & Services PPA	\$4,138	\$4,138	\$608	\$465	\$512	\$475*	\$251	\$574	\$680	\$574
Fisheries Data Collections, Surveys, & Assessments PPA	\$512	\$512	\$0	\$0	\$482	\$30	\$0	\$0	\$0	\$0
FY 2021 Spend Plan**		\$31,883	\$4,561	\$3,892	\$3,895	\$3,999	\$2,099	\$4,796	\$4,890	\$3,751
FY 2020 Spend Plan	\$31,367		\$4,522	\$3,858	\$3,866	\$3,964	\$2,081	\$4,755	\$4,601	\$3,720

*Includes one-time funding Gulf Council is contributing in support of SERO's online permits system

**Columns may not add due to rounding

