



NOAA
FISHERIES

Management & Budget Update

Council Coordination Committee Meeting

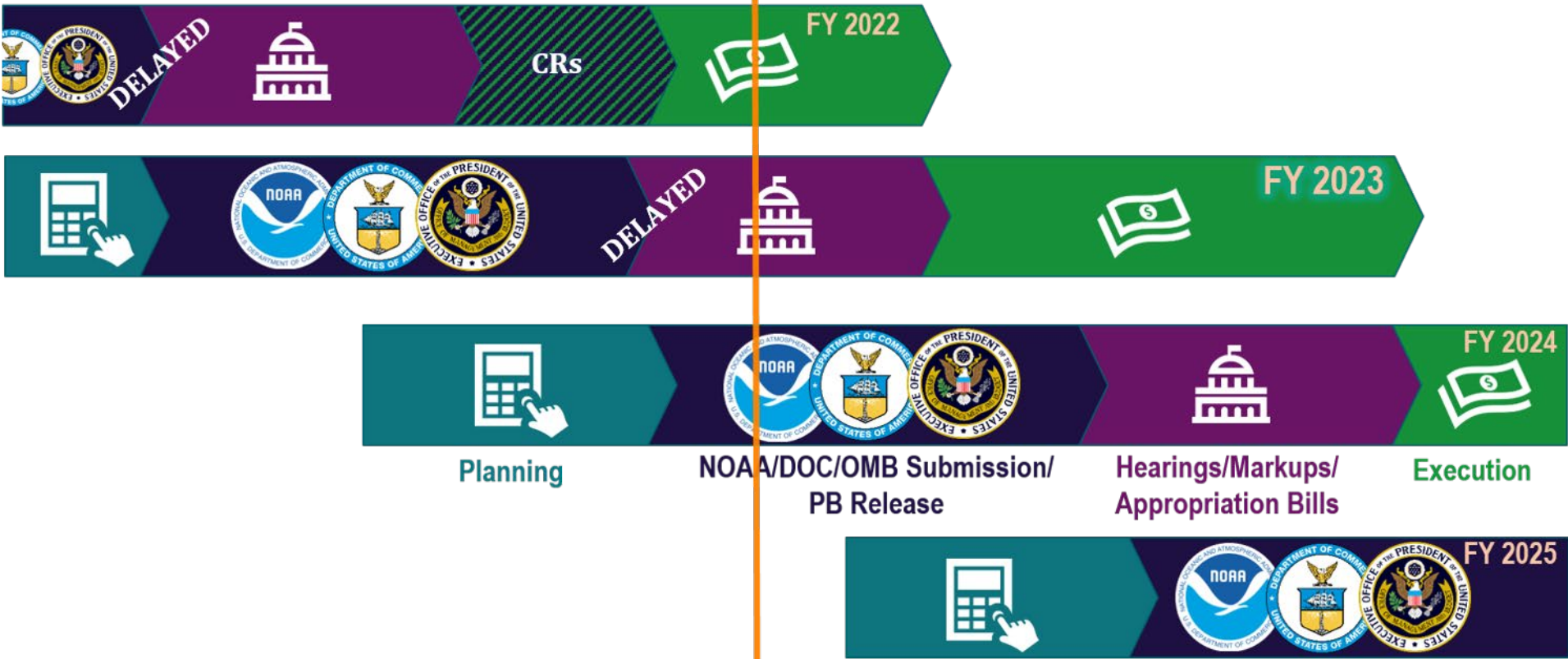
Paul Doremus, Ph.D.
Deputy Assistant Administrator for Operations

May 17, 2022

Federal Budget Timeline

We are **here** in the process

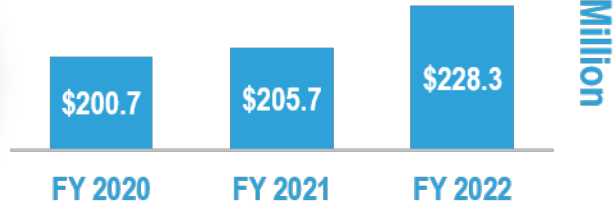
Calendar Year 2021												CY 2022												CY 2023											
Jan	Feb	Mar	Apr	May	Jun	Jul	Aug	Sept	Oct	Nov	Dec	Jan	Feb	Mar	Apr	May	Jun	Jul	Aug	Sept	Oct	Nov	Dec	Jan	Feb	Mar	Apr	May	Jun	Jul	Aug	Sept	Oct	Nov	Dec



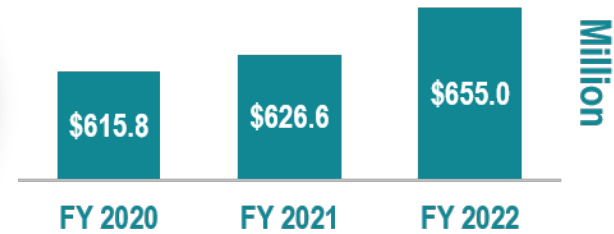
NMFS Budget (ORF)



Protected Resources



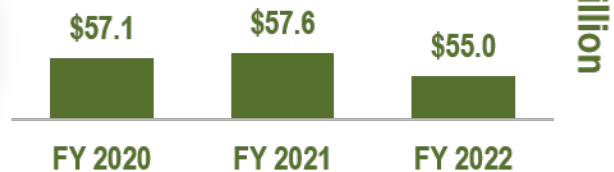
Fisheries Science & Management



Enforcement



Habitat Conservation & Restoration



FY 2022 Enacted



NOAA
FISHERIES

Marginal support of FY22 priority investment areas

Investment Areas (\$ in millions)	PB Requested	Enacted
Climate research	\$30.0	\$8.0
Climate-Informed Fisheries Assessments & Management Strategies for Changing Oceans	\$10.0	-
Advancing Fisheries Survey Capacity for Commercially & Recreationally Valuable Species	\$10.0	\$8.0
Climate Vulnerable Species under ESA and MMPA	\$10.0	-
Offshore wind	\$20.4	\$6.3
Fisheries Science & Technical Reviews	\$3.6	\$3.0
Scientific Survey Mitigation	\$8.4	-
Fisheries Management	\$5.2	\$1.3
Protected Species Environmental Reviews and Science	\$3.2	\$2.0

No FY 2022 appropriations for these priority areas:

Investment Areas (\$ in millions)	PB Requested	Enacted
Restoration and resilience	\$50.0	-
Species Recovery Grants	\$10.0	-
Large Scale Habitat Restoration to Build Climate Resilience	\$40.0	-
Environmental justice and equity	\$7.0	-
Advancing and Improving Territorial Fisheries Science and Management	\$3.0	-
Community Social Vulnerability Indicators (CSVI) Toolbox	\$1.0	-
Education and Outreach for Diverse Participation in Regulatory & Science Process	\$2.0	-
Workforce Training to Support the Seafood Industry	\$1.0	-

Other FY 2022 Enacted Highlights (increase/decrease from FY 2021 Enacted)

Increases:

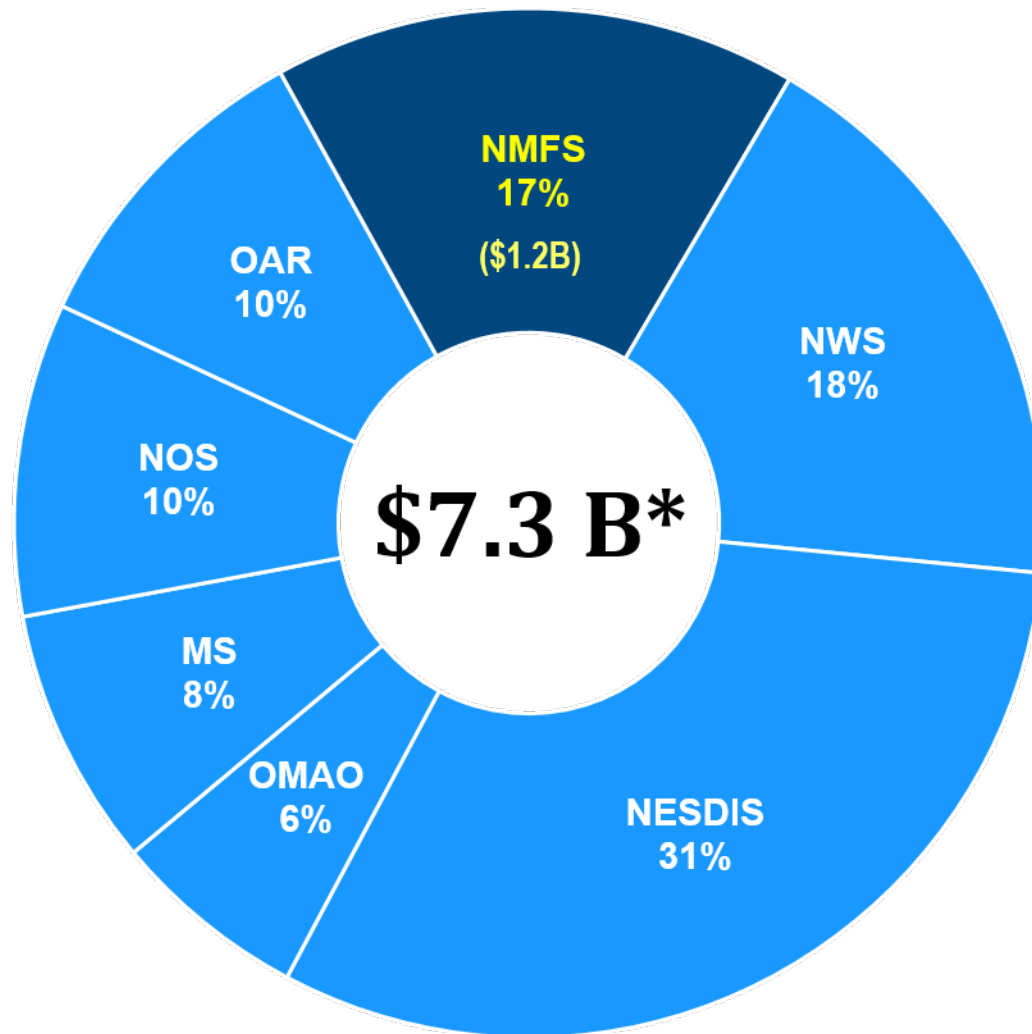
- Inflationary Costs (ATBs) +\$21.1M
- North Atlantic Right Whale: +\$16.0 M
- Mitchell Act Hatcheries: +\$ 1.0M

Decrease:

- Habitat Restoration -\$ 2.6M



NOAA's FY 2023 President's Budget Request



*Total Direct Discretionary Appropriations
(ORF, PAC, and Other)

NMFS FY 2023 President's Budget Request

- **Total ORF request:** **\$1.106B**
- Total ORF increase:
 - Above FY21 Enacted: \$141.5M
 - Above FY22 Enacted: \$ 59.9M

Full text is available online:

<https://www.noaa.gov/sites/default/files/2022-04/NOAAFY23CJ.pdf>



Primary FY 2023 Investment Areas

Climate
Research



Economic
Development



Environmental
Justice and
Equity



FY 2023 PB Investment Area: Climate Research

Initiatives (\$ in millions)	PB Request*
Climate-Informed Fisheries Assessments & Management Strategies for Changing Oceans	\$10.0
Advancing Fisheries Survey Capacity for Commercially & Recreationally Valuable Species	\$11.6
Species Recovery Grants	\$10.0
Enterprise Infrastructure Solutions (EIS)	\$0.2
Total FY 2023 President's Budget request:	\$31.8

***Baseline:** FY 2022 Annualized CR (= FY21 Enacted)

FY 2023 PB Investment Area: Offshore Wind/Economic Development

Initiatives (\$ in millions)	PB Request*
<i>Wind Energy</i> : Fisheries Science & Technical Reviews	\$8.7
<i>Wind Energy</i> : Scientific Survey Mitigation	\$17.4
<i>Wind Energy</i> : Fisheries Management	\$6.2
<i>Wind Energy</i> : Protected Species Environmental Reviews and Science	\$4.5
ESA Consultations and MMPA Permitting	\$5.0
Seafood Inspection Program	\$7.5
Fisheries Disaster Assistance Fund	\$0.3
Total FY 2023 President's Budget request:	\$49.5

***Baseline**: FY 2022 Annualized CR (= FY21 Enacted)

FY 2023 PB Investment Area: Environmental Justice And Equity


Initiatives (\$ in millions)	PB Request*
Advancing and Improving Territorial Fisheries Science and Management	\$3.0
Community Social Vulnerability Indicators (CSVI) Toolbox	\$1.0
Education and Outreach for Diverse Participation in Regulatory & Science Process	\$2.0
Workforce Training to Support the Seafood Industry	\$1.0
Total FY 2023 President's Budget request:	\$7.0

***Baseline:** FY 2022 Annualized CR (= FY21 Enacted)

Other FY 2023 Investments: Northwest Fisheries Science Center

Facilities Consolidation and Realignment

- +\$83.2M in Mission Support budget request
- Consolidate and realign the NWFSC facilities in the Seattle area
 - Mukilteo Research Station
 - Montlake Campus
 - Manchester Research Station
 - Western Regional Center



Council Funding Update

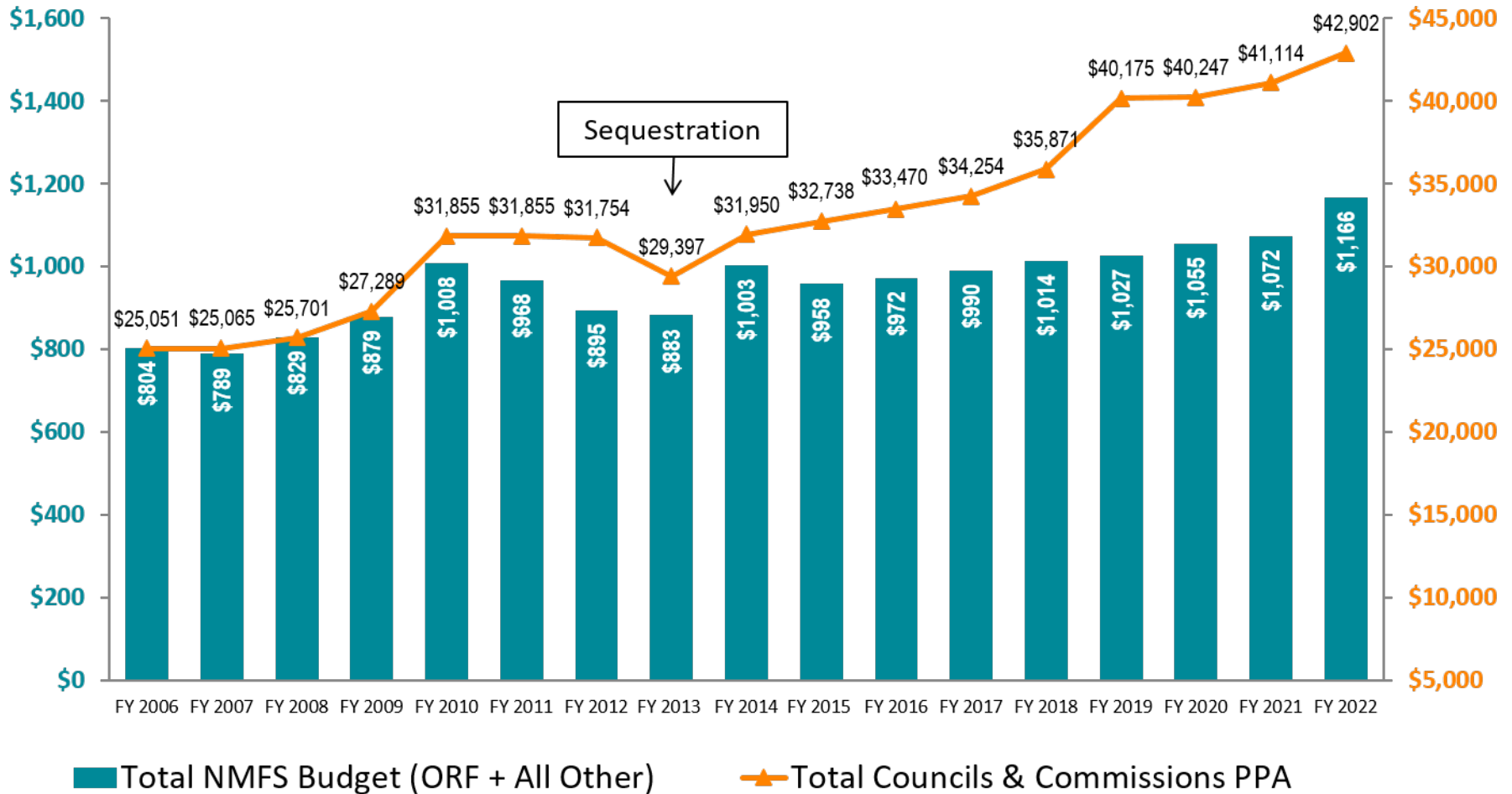


NOAA
FISHERIES

Historical Budget Trends of NMFS and Councils/Commissions PPA

NMFS
(\$ millions)

Councils &
Commissions
(\$ thousands)



Regional Councils and Fisheries Commissions Funding – Detail

PPA/Detail funding (\$ in thousands)*	FY 2020 Enacted	FY 2021 Enacted	FY 2021 Spend Plan	FY 2022 Enacted	FY 2023 Pres Bud
Regional Councils and Fisheries Commissions	\$40,247	\$41,500	\$41,114	\$42,902	\$44,297
Regional Councils	\$27,921	\$28,860	\$28,591	\$29,831	\$30,799
International Fisheries Commissions	\$542	\$443	\$438	\$466	\$487
Interstate Fish Commissions – 3 Commissions	\$3,483	\$3,699	\$3,666	\$3,820	\$3,941
Interstate Fish Commissions – Atlantic Cooperative Management	\$8,301	\$8,498	\$8,419	\$8,785	\$9,070

*Funding represents enacted levels, not final grants amount to councils and commissions.



Many steps before funding is available

Budget Preparation and Review

Budget Planning

Budget planning, priorities guidance.



Budget Formulation - President's Budget Request

Guidance from NOAA, DOC, and OMB is provided to formulate the budget. Budget request to Congress is released the 1st Monday in February.

Congressional Action

Hearings & Mark-ups

Congress deliberates on the budget request typically through the spring and summer.



Appropriations

An appropriation bill is provided prior to the start of the fiscal year (Oct. 1).

Budget Execution

Apportionment

After the budget is appropriated, **an apportionment must be signed** to allow distribution of funds for obligation.



Rescissions & Other Costs

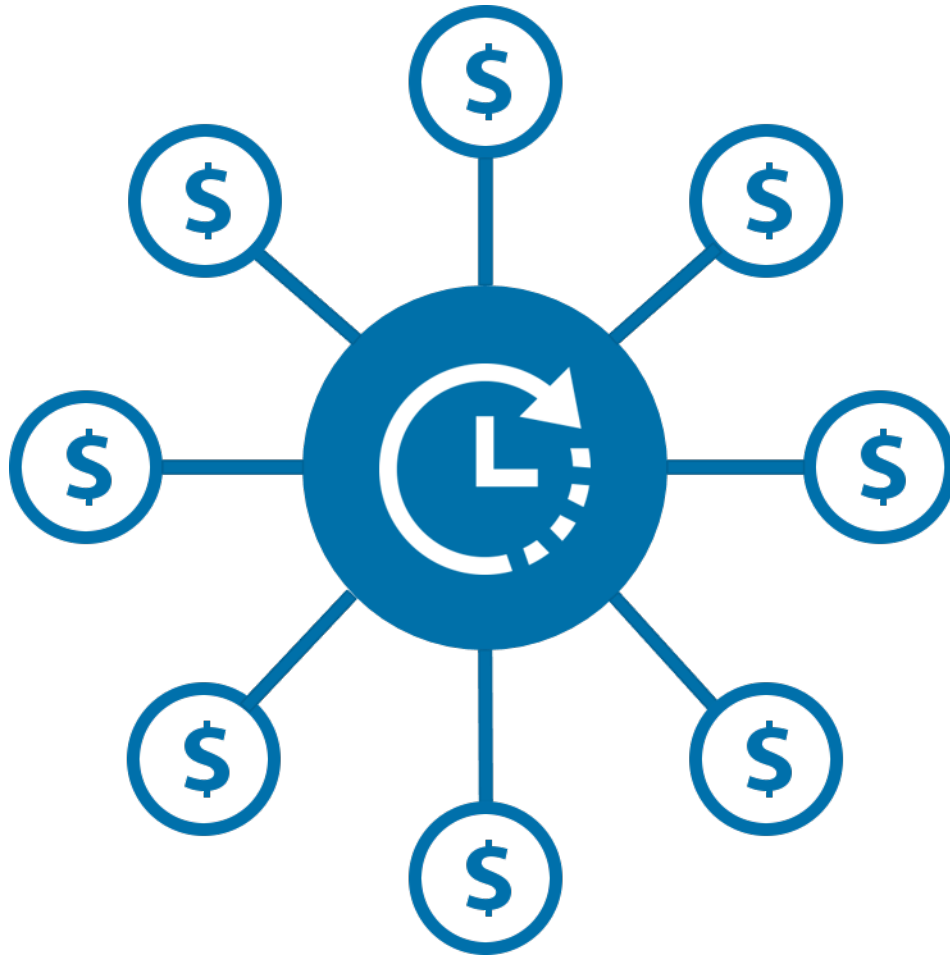
From the appropriated amounts, agencies are subject to **rescissions and other costs that must be accounted for before arriving at the funding available for a specific program or project.**



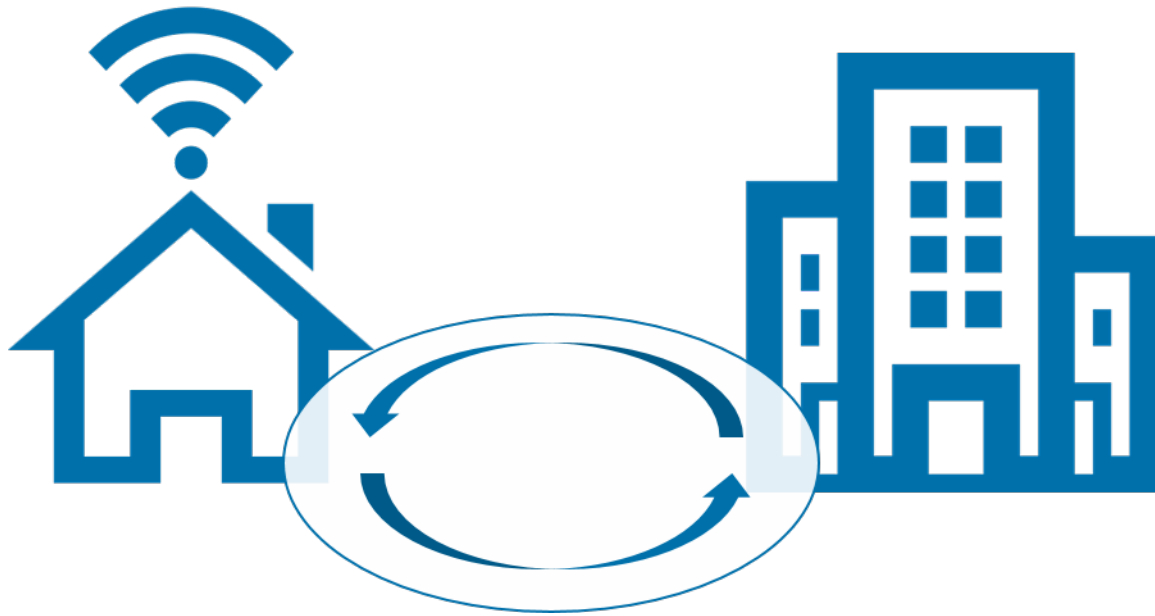
Allocation & Allotment

Funding becomes available

FY 2022 Council Funding Status

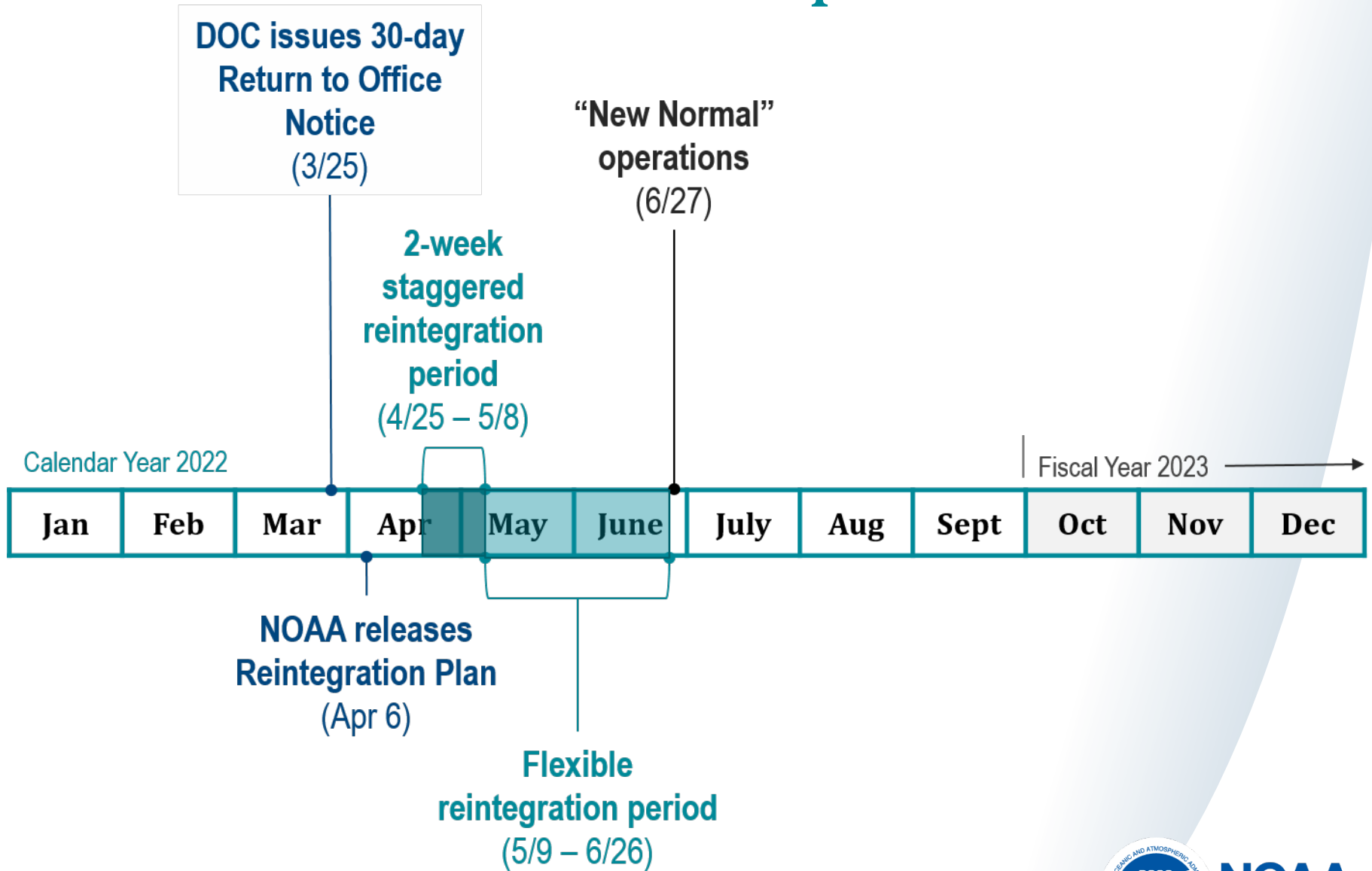


NOAA's 2022 COVID-19 Return to Workplace



NOAA
FISHERIES

NOAA Return to Workplace Timeline



NOAA
FISHERIES

NOAA's Reintegration Plan

- No longer use phasing (1-3) based on COVID-19 transmission rates
- Removed pre-set occupancy limits and mission restrictions
 - Onsite access available: all missions, all personnel
- Location specific COVID-19 mitigations
 - New CDC COVID-19 Community Levels
 - HIGH, MEDIUM, LOW
 - Basis: Hospital admissions for COVID / newly reported COVID-19 cases in an area in the past 7 days



Future Outlook



Executing FY 2022



Formulating FY2024 within the administration's priorities



Adapting to the transitioning work environment



Questions?



NOAA
FISHERIES