



NOAA
FISHERIES

Management & Budget Update

Council Coordination Committee Meeting

Brian Pawlak
NMFS CFO/CAO Director
Office of Management and Budget

October 18, 2022

Agenda

- Budget Timeline
- FY2023 Overview
- Budget Supplementals
- American Fisheries Advisory Committee Update

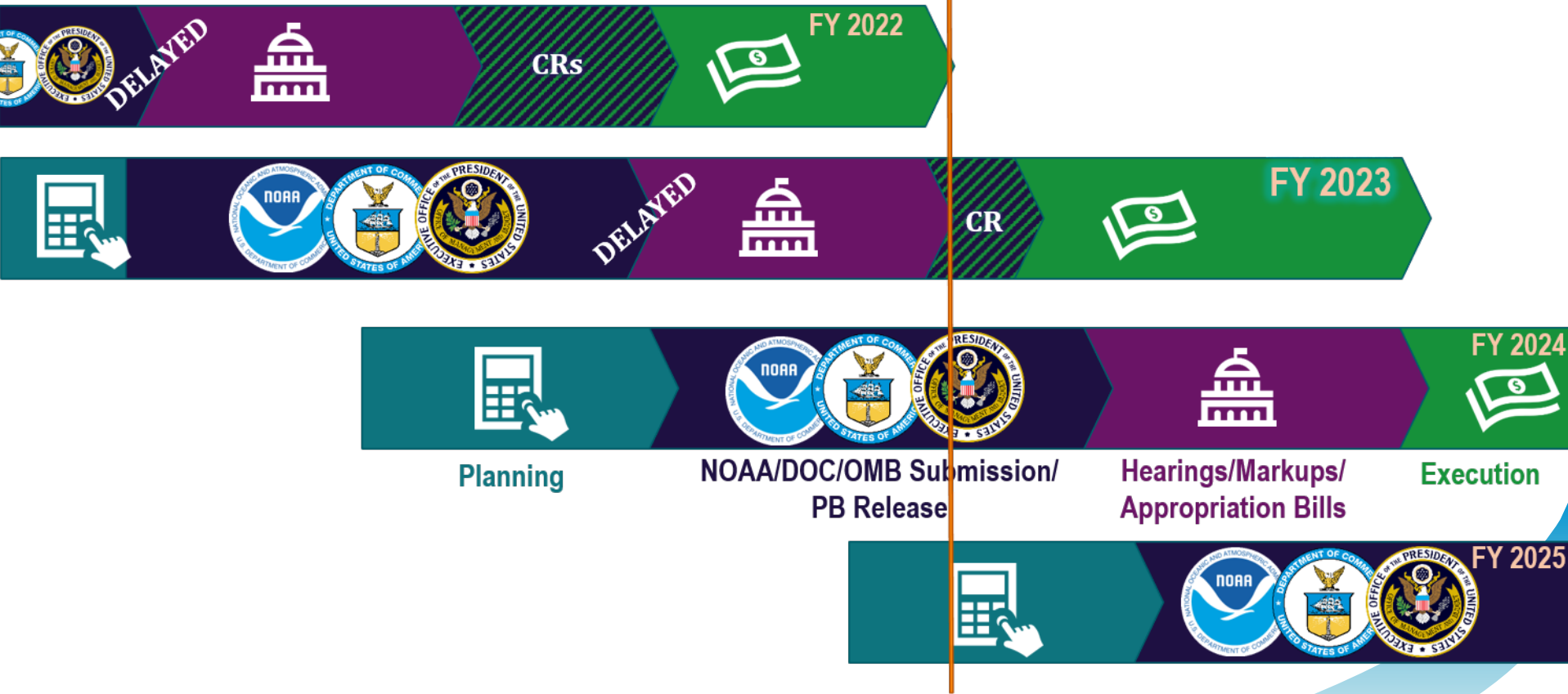


NOAA
FISHERIES

The Federal Budget Timeline

We are **here**

Calendar Year 2021												CY 2022												CY 2023											
Jan	Feb	Mar	Apr	May	Jun	Jul	Aug	Sept	Oct	Nov	Dec	Jan	Feb	Mar	Apr	May	Jun	Jul	Aug	Sept	Oct	Nov	Dec	Jan	Feb	Mar	Apr	May	Jun	Jul	Aug	Sept	Oct	Nov	Dec

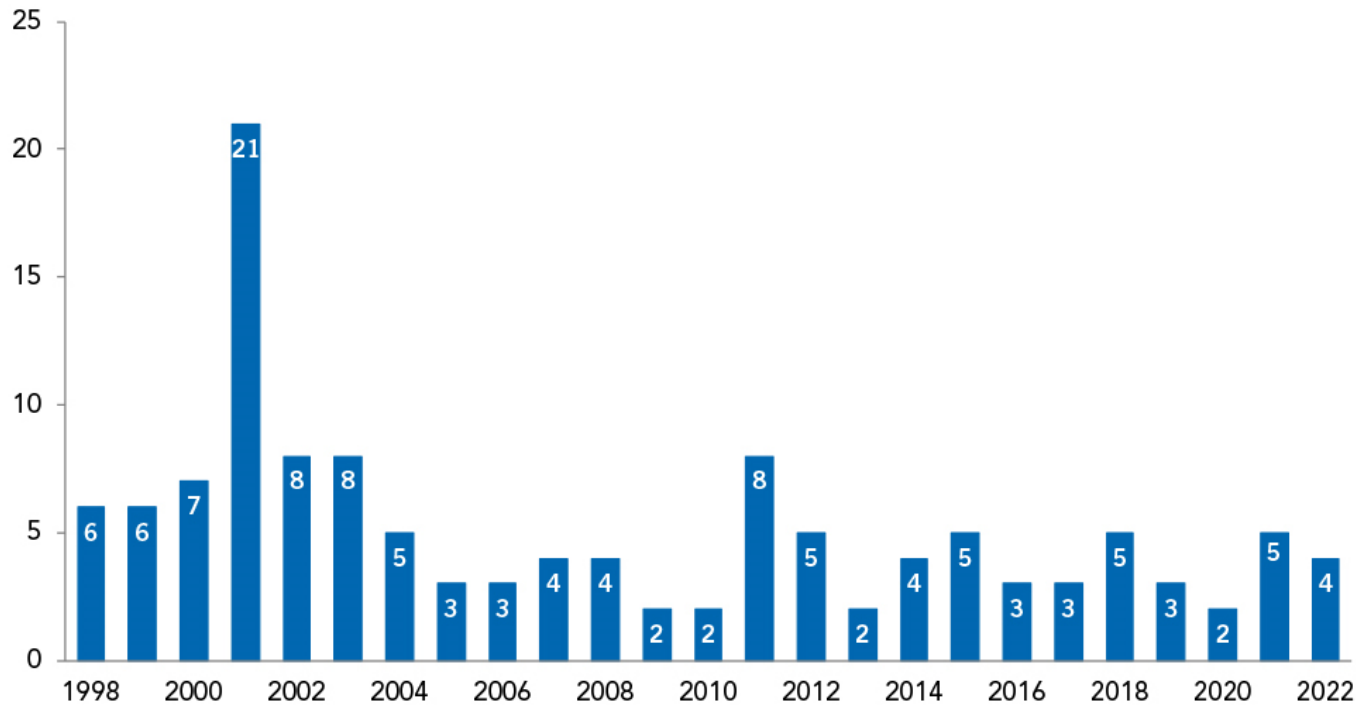


Continuing Resolution through December 16th



Lawmakers have enacted a total of 128 continuing resolutions over the past 25 fiscal years

NUMBER OF CONTINUING RESOLUTIONS ENACTED BY FISCAL YEAR



SOURCES: Congressional Research Service, *Appropriations Status Table: FY2021 and FY2022*, March 2022; and *Continuing Resolutions: Overview of Components and Practices*, November 2020.

NOTE: Legislation is counted as a continuing resolution if it included any appropriations that did not extend through the end of the fiscal year.

© 2022 Peter G. Peterson Foundation

PGPF.ORG



NOAA
FISHERIES

FY 2023 Council Funding Status



1st quarter:
Funding has been requested
(CR allotment)



Goal for remainder:
Obligate as much as possible
under CR*

**Note: ~50-60% of Council funding was obligated
in Q1 of the FY22 CR*



FY 2023 Marks: Strong Congressional support for NMFS programs

ORF	Pres Bud	House	Senate
Total ORF	\$1,106.0 M	\$1,098.0 M	\$1,110.1 M
vs. FY 2022 Enacted	+\$59.9 M	+\$51.4 M	+\$63.6 M
vs. FY 2023 Pres Bud	-	(\$8.4 M)	+3.7 M
Requested Inflationary Costs (ATBs)	+\$26.2 M	+\$24.7 M	+\$26.0 M

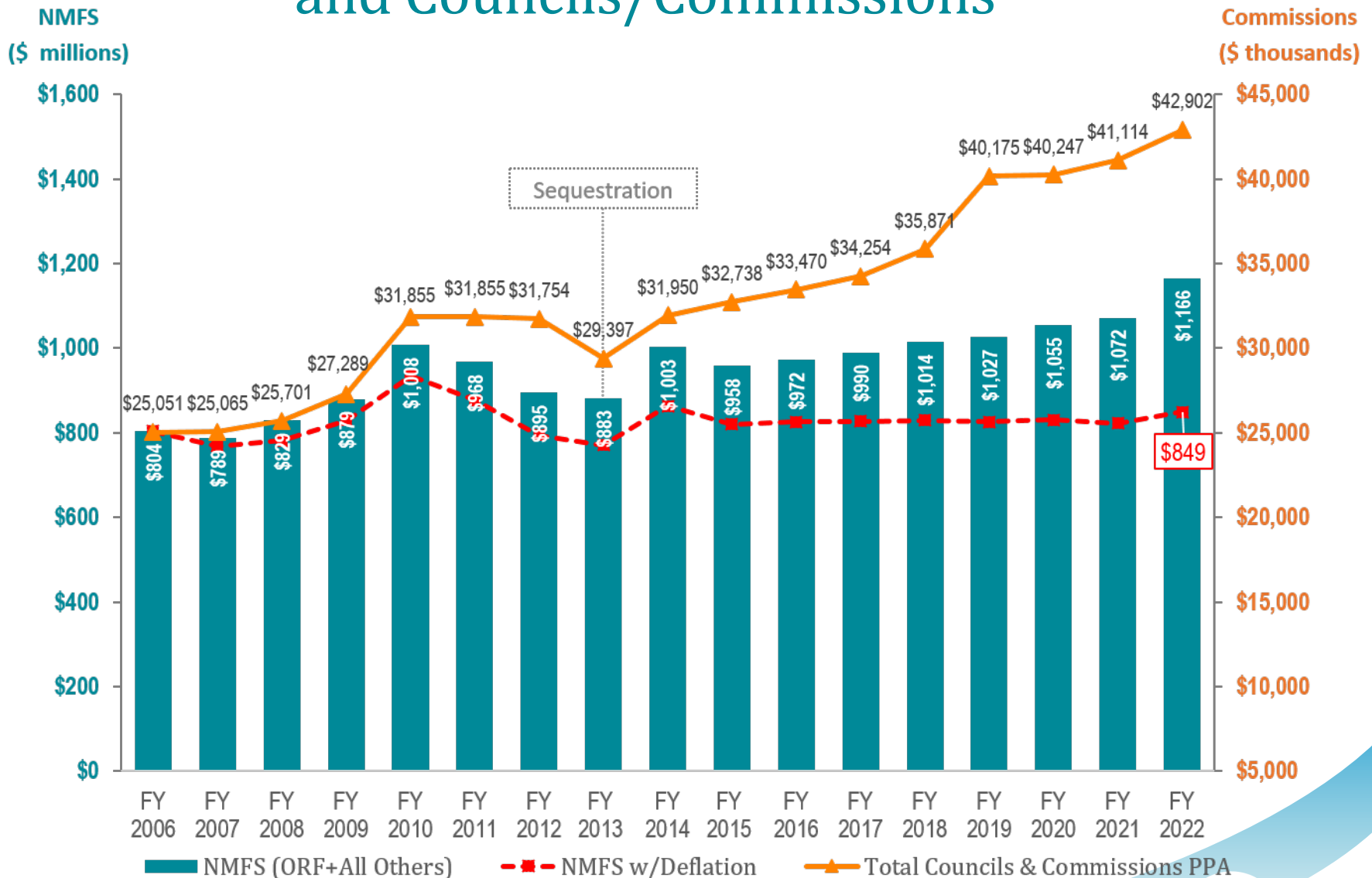
Regional Councils and Fisheries Commissions Funding – Detail

PPA/Detail funding (\$ in thousands)*	FY 2021 Enacted	FY 2021 Spend Plan	FY 2022 Enacted	FY 2022 Spend Plan	FY 2023 Pres Bud	FY 2023 House Senate Marks
Regional Councils and Fisheries Commissions	\$41,500	\$41,114	\$42,902	\$42,730	\$44,297	\$44,500 \$46,297
Regional Councils	\$28,860	\$28,591	\$29,831	\$29,712	\$30,799	<i>TBD</i>
International Fisheries Commissions	\$443	\$438	\$466	\$463	\$487	
Interstate Fish Commissions – 3 Commissions	\$3,699	\$3,666	\$3,820	\$3,805	\$3,941	
Interstate Fish Commissions – Atlantic Cooperative Management	\$8,498	\$8,419	\$8,785	\$8,750	\$9,070	

*Funding represents enacted levels, not final grants amount to councils and commissions.



Historical Budget Trends of NMFS and Councils/Commissions



NOAA
FISHERIES

FY 23 Investment Areas (\$ in millions)	PB Request*	House Mark	Senate Mark
Climate research	\$31.8	\$8.0	\$2.0
Climate-Informed Fisheries Assessments & Management Strategies for Changing Oceans (CEFI)	\$10.0	\$5.0	\$1.0
Advancing Fisheries Survey Capacity for Commercially & Recreationally Valuable Species	\$11.6	\$2.0	-
Species Recovery Grants	\$10.0	\$1.0	\$1.0
Enterprise Infrastructure Solutions (EIS)	\$0.2	-	-
Offshore wind	\$36.7	\$30.4	\$16.5
Fisheries Science & Technical Reviews	\$8.7	\$5.7	\$4.0
Scientific Survey Mitigation	\$17.4	\$17.4	\$7.0
Fisheries Management	\$6.2	\$4.9	\$4.0
Protected Species Environmental Reviews & Science	\$4.5	\$2.5	\$1.5

***Baseline:** FY 2022 Annualized CR (= FY21 Enacted)



FY 23 Investment Areas (\$ in millions)	PB Request*	House Mark	Senate Mark
Economic Development	\$12.8	\$6.8	\$3.3
ESA Consultations and MMPA Permitting	\$5.0	\$6.5	\$3.0
Seafood Inspection Program	\$7.5	-	-
Fisheries Disaster Assistance Fund	\$0.3	\$0.3	\$0.3
Environmental Justice And Equity	\$7.0	\$0	\$0
Advancing and Improving Territorial Fisheries Science and Management	\$3.0	-	-
Community Social Vulnerability Indicators (CSVI) Toolbox	\$1.0	-	-
Education and Outreach for Diverse Participation in Regulatory & Science Process	\$2.0	-	-
Workforce Training to Support the Seafood Industry	\$1.0	-	-

***Baseline:** FY 2022 Annualized CR (= FY21 Enacted)



Other FY23 Congressional Mark Highlights

Activity Funded * (\$ in millions)	House Mark	Senate Mark
North Atlantic Right Whale	-	\$2.0
Additional surveys and assessments <i>(on top of funding for Climate Ready Fisheries: Surveys)</i>	\$3.0	\$6.0
Fishery Data Modernization	-	\$1.0
Northwest Fisheries Ecosystem Monitoring	-	\$0.4
Chesapeake Bay Atlantic Menhaden Abundance	-	\$0.7
Gulf of Mexico Fisheries Research	-	\$5.0
North Pacific Observer Program	-	\$1.0
Video Review Electronic Monitoring	\$0.2	\$0.2
Northwest Fisheries Science Center Consolidation & Realignment <i>(in Mission Support budget)</i>	\$82.3M (full request)	\$82.3M (full request)

**See background slides for additional highlights*



Fish Passage Funding Opportunities (BIL)

Restoring Fish
Passage through
Barrier Removal



Up to \$65M
for proposals from
\$1M-\$15M

Restoring Priority Tribal
Fish Passage through
Barrier Removal



Up to \$12M
for proposals from
\$0.3M - \$5.0M



NOAA
FISHERIES

Habitat Restoration Funding Opportunities (BIL)

Transformational Habitat Restoration & Coastal Resilience Grants



Up to \$85M
for proposals from
\$1M-\$15M

Coastal Habitat Restoration & Resilience Grants for Underserved Communities



Up to \$10M
for proposals from
\$0.08M - \$1.0M



NOAA
FISHERIES

Inflation Reduction Act (IRA)

\$3.3B across NOAA available for FYs 22-26,
including:



\$ 20M Consultations and permitting



\$150M New facilities, fisheries labs, marine operations



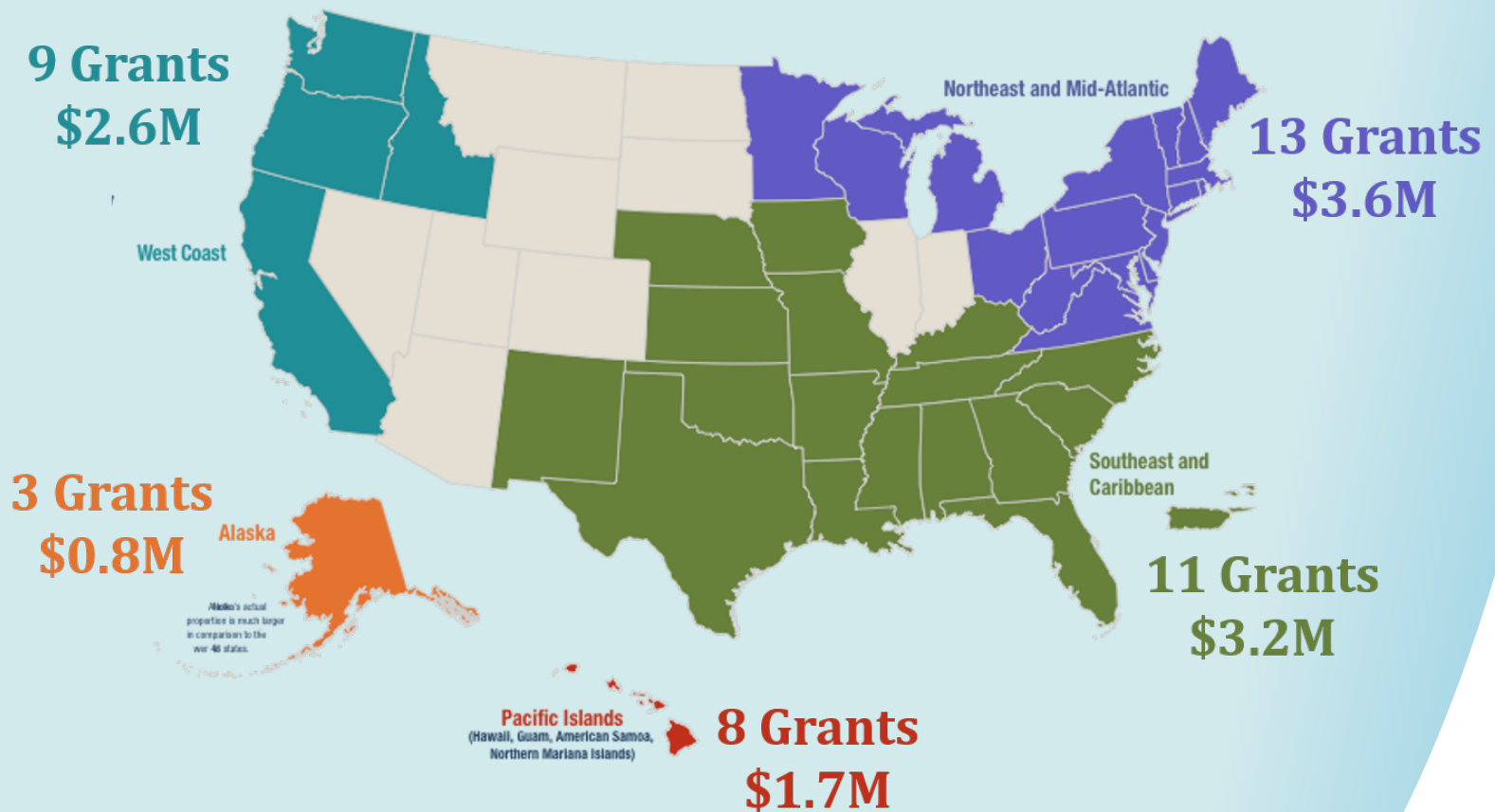
\$ 2.6B Coastal climate preparedness to states, local, tribal, non profits, and marine and fishery stock assessments.



NOAA
FISHERIES

Saltonstall-Kennedy Grants

FY 22 competitive awards totaled \$11.9M



NOAA
FISHERIES

NEW

American Fisheries Advisory Committee Act (PL 117-121, passed 05/12/2022)

- NOAA to establish American Fisheries Advisory Committee
 - Purpose: Make recommendations for the S-K Grant Competition
- Committee must:
 - Identify the needs of the fishing community (priorities)
 - Assist development of the request for proposals for grant program
 - Review grant applications, and
 - Provide NOAA with recommended grant applications for approval.
- Six regions within the committee, 22 members total
 - 18 regional members (3 per region)
 - 3 at-large members
 - 1 NMFS member



NOAA
FISHERIES

AFAC Structure

- NMFS drafting Charter (Nov. 1 completion date):
 - Duties and responsibilities for the AFAC
 - Process for solicitation of membership and related functions
- Membership Nomination Process
 - Nominee application period closed Sept. 24 (Federal Register)
 - NMFS Regional Administrators to select 3 members/AFAC region from relevant qualified applicants lists
 - NMFS AA will approve final selections and select 3 at-large + 1 NMFS member(s)
- Committee Requirements and Responsibilities
 - Meet 2X/year: First meeting 12/12/22
 - Meeting #1: Elements of FY24 Notice of Funding Opportunity
 - Meeting #2: FY23 grant award recommendations
 - Provide input on pre-proposal final rankings and full proposals (after both tech review and final review)

BACKGROUND



NOAA
FISHERIES

FY 2022 Council Funding

NMFS Funding Source (\$ in Thousands)	FY 2021 Spend Plan	FY 2022 Spend Plan	New England	Mid- Atlantic	South Atlantic	Gulf of Mexico	Caribbean	North Pacific	Pacific	Western Pacific
Regional Councils & Fisheries Commissions PPA: Regional Councils only	\$27,233	\$28,097	\$4,116	\$3,568	\$3,020	\$3,639	\$1,925	\$4,397	\$4,123	\$3,308
Fisheries Management Programs & Services PPA	\$4,138	\$4,138	\$608	\$465	\$512	\$475	\$251	\$574	\$680	\$574
Fisheries Data Collections, Surveys, & Assessments PPA	\$512	\$512	\$0	\$0	\$482	\$30	\$0	\$0	\$0	\$0
FY 2022 Spend Plan*		\$32,747	\$4,724	\$4,034	\$4,015	\$4,143	\$2,176	\$4,971	\$4,803	\$3,882
FY 2021 Spend Plan	\$31,883		\$4,561	\$3,892	\$3,895	\$3,999**	\$2,099	\$4,796	\$4,890	\$3,751

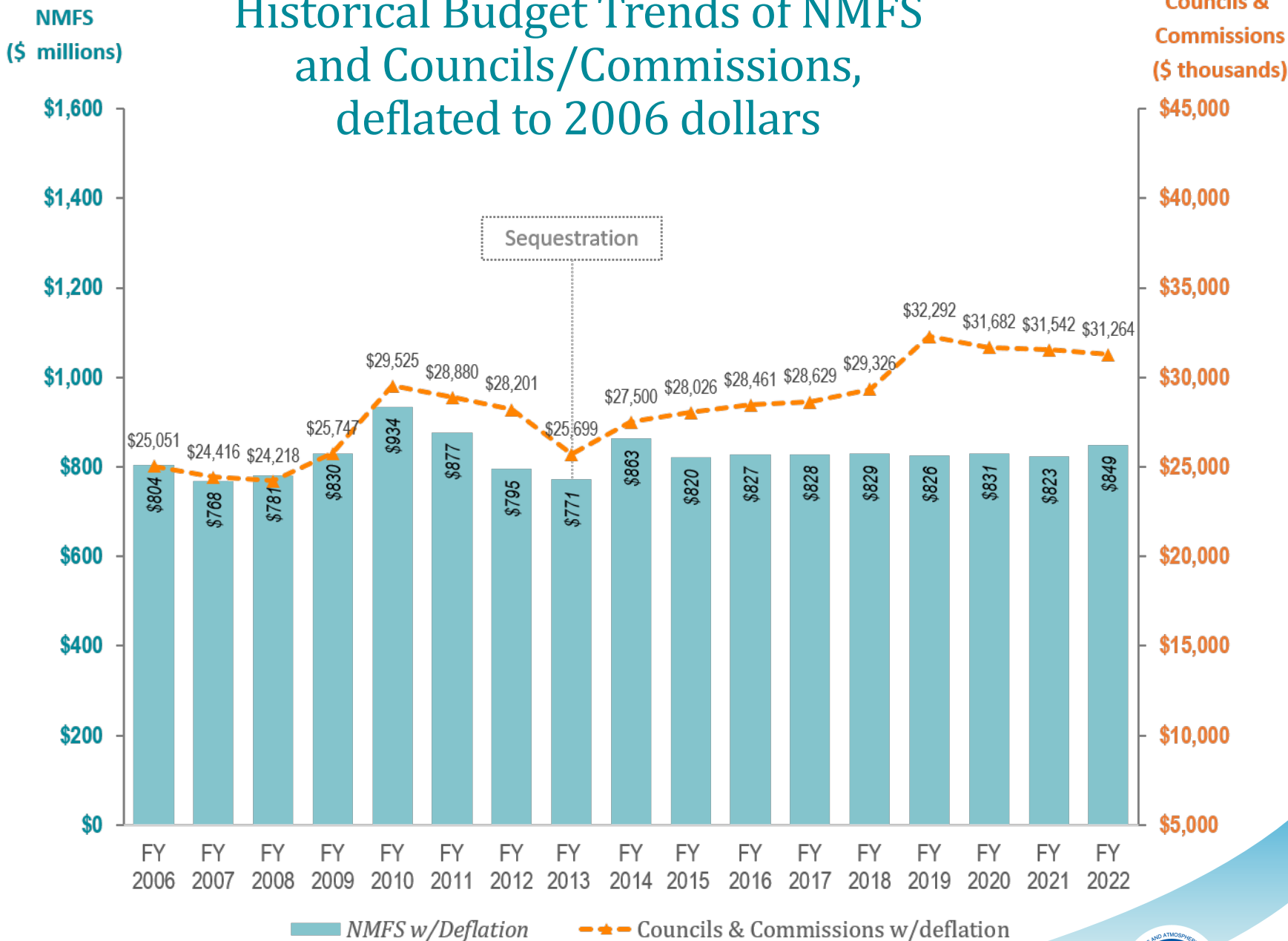
*Columns may not add due to rounding

**Includes one-time funding Gulf Council contributed in support of SERO's online permits system



NOAA
FISHERIES


Historical Budget Trends of NMFS and Councils/Commissions, deflated to 2006 dollars



NOAA
FISHERIES

FY23 Congressional Marks: Additional Highlights

Activity (\$in millions)	House Mark	Senate Mark
Prescott Grants	\$0.9	\$1.0
Southern Resident Killer Whale	\$1.0	-
Rice's Whale Recovery Plan Implementation	\$1.0	-
Hawaiian Monk Seals, Hawaiian sea turtles, and false killer whales	-	\$1.0
Sea Turtle Stranding Response	-	\$1.5
Hatchery and Genetic Management Plans (HGMPs)	\$1.5	-
EM/ER (NFWF Collaboration)	-	\$2.0
Fisheries Information Networks	-	\$1.0
GoM Shrimp Electronic Log Books	-	\$0.9
Highly Migratory Species (Research Grants in Pacific)	\$1.0	-
Seafood Import Monitoring Program (SIMP)	\$1.0	-



FY23 Congressional Marks: Additional Highlights

continued

Activity (\$in millions)	House Mark	Senate Mark
EM/ER Gulf of Mexico	\$1.0	-
Observer Data Integration	-	\$0.5
eVTR Program	-	\$0.5
Aquaculture (equipment/staffing at Sci. Ctrs.)	-	\$3.7
Pacific Salmon Treaty	-	\$4.0
IUU Enforcement	\$1.0	-
Test and Evaluate Commercial space-based RF Data Collection	-	\$1.0
NE Lobster Enforcement	-	\$0.7
SIMP Enforcement	-	\$4.0
EFH Consultation	-	\$1.5

